




What is a User Flow?

If a sitemap is like the bird's eye view, then a user flow is like the street view details.

A user flow is a series of steps a user takes to achieve a meaningful goal.

They are used to communicate the intended flow of a user through various screens and actions in an app or website.


They usually include a name, steps, users, and a description of what happens at each step.




Fundamentals of Creating User Flows

1. Show their purpose.
2. Go in one direction.
3. Represent a complete task.

1.
User goal
Goal or story level



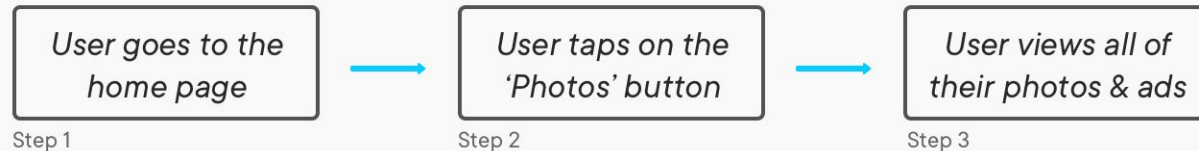
2.
Task flow
Action level



DEFINITION

A user flow with distinct steps of what the user does at each step to complete the goal or task.

EXAMPLE

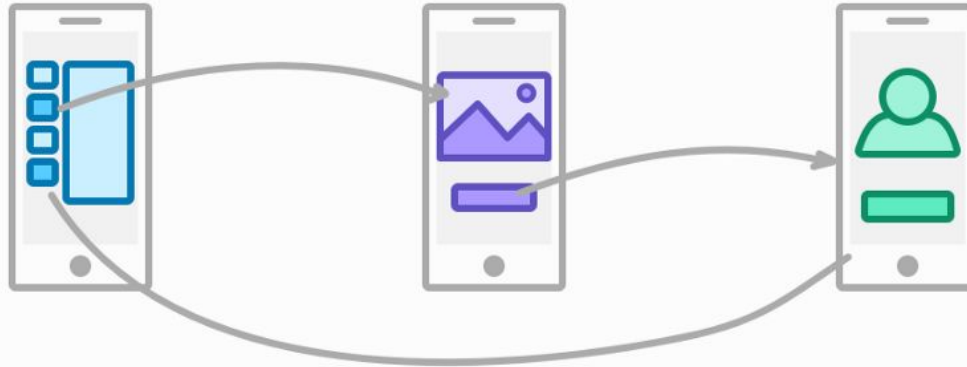


User Flow:

User Settings



Vague user flows
and name




User Flow:

Update Profile Picture

Use descriptive names



View Account Settings



Organise into separate user flows

User Flow:

Onboarding

Missing information



Step 1:

Click the button



Step 2:

...



Step 3:

Fill out task



Step 4:

Done, but if user
needs promo code
message Pam

User Flow:

Right amount of detail



Create new todo task



Step 1:

Complete the sign
up modal

Step 2:

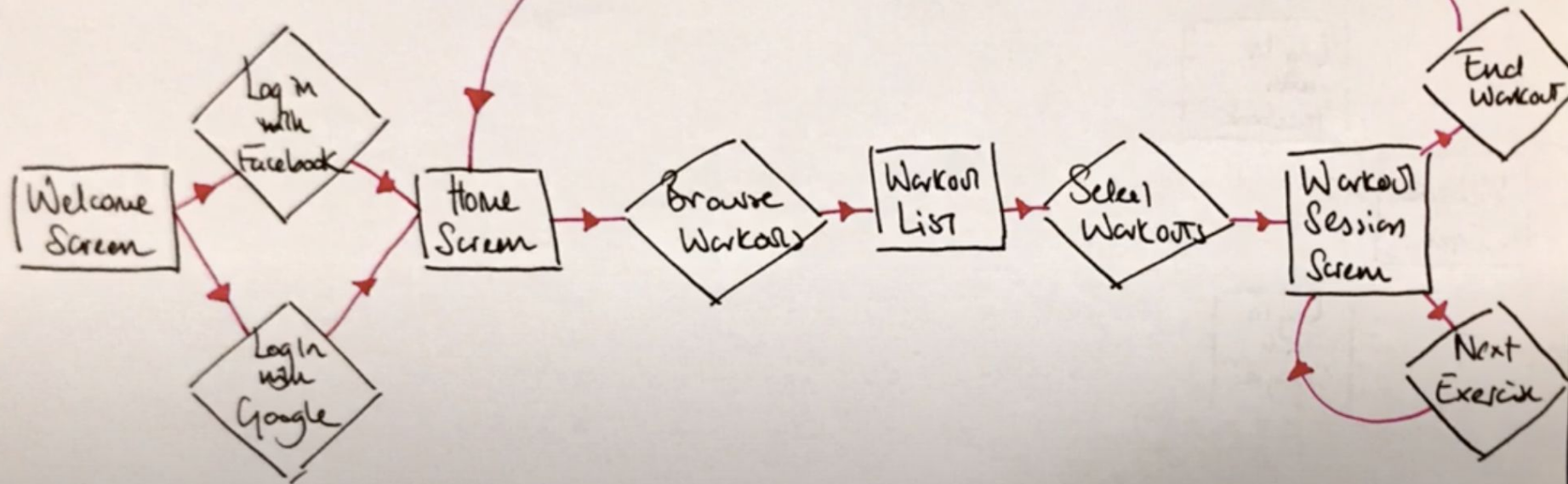
Click create new
task


Step 3:

Fill out task title
and priority

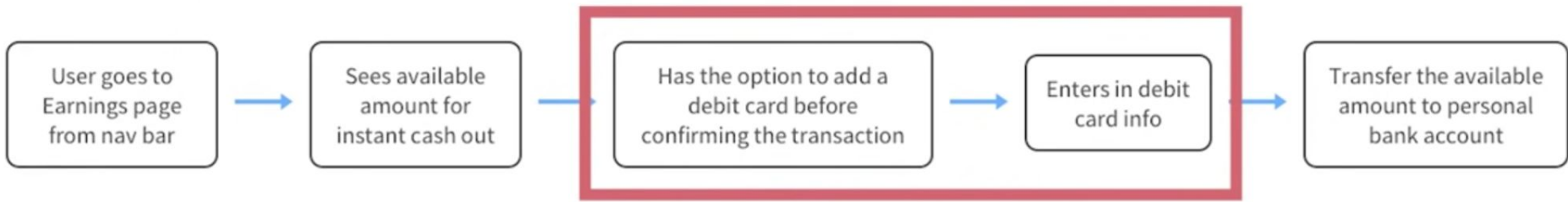
Step 4:

See success
message and
helpful hint





Task Flow



additional steps

Screen Flow

